



HAZEMAG
Hammer Mill | HUM | HNM



Effective and flexible fine crushing

Application

Hammer mills of the type HUM and HNM are employed for the fine crushing and/or mill drying of medium-hard to soft materials. Examples: *Anhydrite, quicklime, lignite, dolomite, electronic scrap, gypsum, glass, potash, limestone, china-clay, diatomite, chalk, phosphates, salts, French chalk and clay.*

Equipment

Due to their high level of flexibility, hammer mills can be adapted to different operating conditions.

The housing is lined with replaceable abrasion wear plates. The hinged sections are opened hydraulically. The mounted equipment, such as e.g. impact and spacer strips (grinding path) and various grates can be replaced simply and employed flexibly, in order to achieve the targeted granular size.

The rotors with shaft and bearings form the heart of a hammer mill. As a disc rotor, it is equipped with freely-swinging hammers.

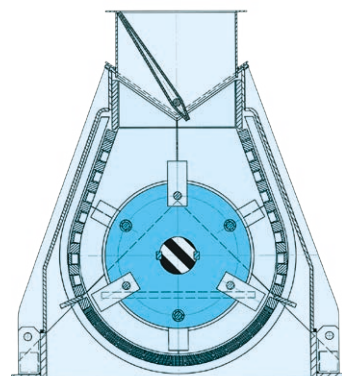
Mill drying

By mill drying, the material is not only crushed, but dried simultaneously. Process gas is routed through the mill in direct flow with the crushing material. The dried goods generally leave the mill via grates and a downstream discharge worm-drive, with attached rotary gate valves. The HAZEMAG rotary gate valves serve for the exclusion of false air.

Process-technical features of the HNM hammer mill


The fineness of the product is influenced by the control of the material flow.

1. The double-rotor machine achieves its greatest throughput capacity in case of central material discharge, since the grinding grate or screen surfaces then have the largest area.
2. If a grinding path is installed below the first rotor, the material reaches the area of the second rotor, and is thus ground in a two-stage process to a greater level of fineness.
3. Optionally the product can be discharged pneumatically to top direction.
4. The HUM mill is equipped with one rotor. As a result of the symmetrical structure of the mill housing, the rotor rotation direction can be reversed.



4.





HAZEMAG Unitor Mill | HUM

Type	Rotor Dimensions Φ x width [mm]	Capacity* for 95% < 3 mm [t/h]	Installed Power* [kW]	Weight [kg]
HUM 0703	650 x 250	5	15 - 45	1.500
HUM 0705	650 x 500	10	18 - 55	1.800
HUM 0708	650 x 750	15	22 - 75	2.400
HUM 1008	1.000 x 750	25	30 - 160	4.800
HUM 1013	1.000 x 1.250	40	45 - 200	6.800
HUM 1313	1.300 x 1.250	50	55 - 250	10.600

* values are variable and can be aligned to the particular requirements



HAZEMAG Unitor Mill | HUM

HAZEMAG Hammer Mill | HNM

Type	Rotor Dimensions Φ x width [mm]	Capacity* for 95% < 3 mm [t/h]	Installed Power* [kW]	Weight [kg]
HNM 0703	650 x 250	10	2 x 15 - 45	1.900
HNM 0705	650 x 500	20	2 x 18,5 - 55	2.500
HNM 0708	650 x 750	30	2 x 22 - 75	3.100
HNM 1008	1.000 x 750	45	2 x 30 - 160	7.100
HNM 1013	1.000 x 1.250	70	2 x 45 - 200	10.000
HNM 1020	1.000 x 2.000	110	2 x 55 - 250	18.800
HNM 1313	1.300 x 1.250	120	2 x 55 - 250	21.000
HNM 1325	1.300 x 2.500	190	2 x 90 - 400	39.000

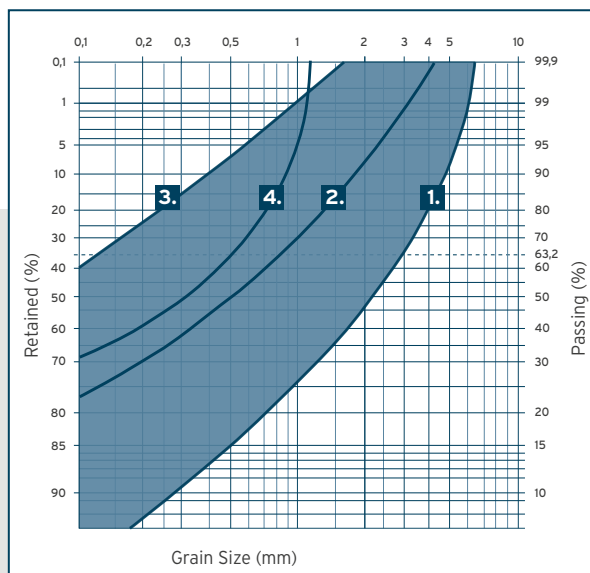
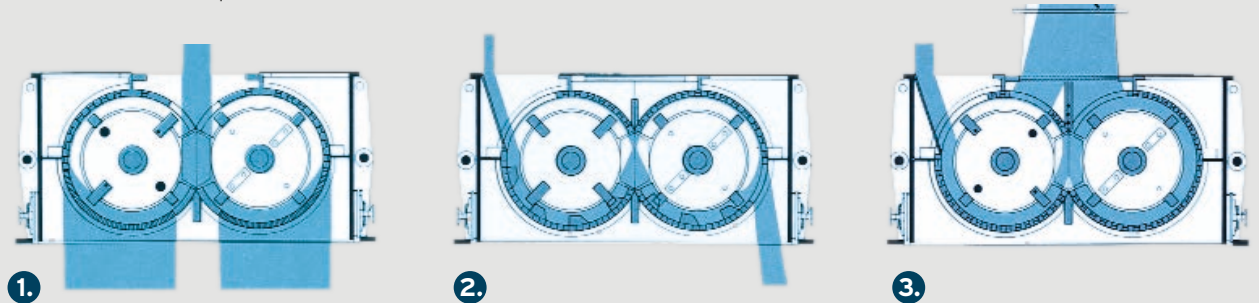
* values are variable and can be aligned to the particular requirements



Hammer Mills | HUM | HNM - HAZEMAG is the specialist

1. The double-rotor machine achieves its greatest throughput capacity in case of central material discharge, since the grinding grate or screen surfaces then have the largest area.
2. If a grinding path is installed below the first rotor, the material reaches the area of the second rotor, and is thus ground in a two-stage process to a greater level of fineness.
3. Optionally the product can be discharged pneumatically to top direction.

HUM - Hammer Mill | Control of the material flow



HUM - Hammer Mill | Granulation Curve

1. Product granulation after comminution at a low rotor tip speed using a 6 mm milling grate
2. Comminution over a 4 mm milling grate at a moderate rotor tip speed
3. Comminution over a 2 mm milling grate and with a high rotor tip speed
4. Product from curve no. 2 after screening at 1.2 mm